

# FRIANYL® A3 W GF30 V0E BK 9004/YG

Polyamide 66 compound, 30% glass fiber reinforced, heat resistant, based on flame retardants halogen and red phosphorous free. UL listed V0@1,5mm.

*Designed for Electrical applications requiring self-extinguishing properties combined with good mechanical performances, this grade meets the most stringent safety requirements for insulating materials. Ideal for thicker walled parts.*

## Product information

Part Marking Code	>(PA66+PA6)-GF30FR(40)<	ISO 11469
-------------------	-------------------------	-----------

## Rheological properties

Moulding shrinkage range, parallel	0.3 - 0.6 %	ISO 294-4, 2577
Moulding shrinkage range, normal	0.6 - 0.9 %	ISO 294-4, 2577

## Typical mechanical properties

	dry/cond.		
Tensile Modulus	10500 / 6500	MPa	ISO 527-1/-2
Stress at break, 5mm/min	150 / 100	MPa	ISO 527-1/-2
Strain at break, 5mm/min	2.5 / 5	%	ISO 527-1/-2
Charpy impact strength, 23°C	60 / 70	kJ/m <sup>2</sup>	ISO 179/1eU
Charpy impact strength, -30°C	55 / 55	kJ/m <sup>2</sup>	ISO 179/1eU
Charpy notched impact strength, 23°C	9.5 / 15	kJ/m <sup>2</sup>	ISO 179/1eA
Charpy notched impact strength, -30°C	7.5 / 7.5	kJ/m <sup>2</sup>	ISO 179/1eA

## Thermal properties

Melting temperature, 10°C/min	260 °C	ISO 11357-1/-3
Temp. of deflection under load, 1.8 MPa	235 °C	ISO 75-1/-2
Temp. of deflection under load, 0.45 MPa	255 °C	ISO 75-1/-2

## Flammability

Burning Behav. at 1.5mm nom. thickn.	V-0 class	UL 94
Burning Behav. at thickness h	V-0 class	UL 94
Glow Wire Flammability Index, 0.75mm	960 °C	IEC 60695-2-12
Glow Wire Flammability Index, 3mm	960 °C	IEC 60695-2-12
FMVSS Class		ISO 3795 (FMVSS 302)

## Electrical properties

	dry/cond.		
Volume resistivity	>1E14 / -	Ohm.m	IEC 62631-3-1
Surface resistivity	>1E13 / -	Ohm	IEC 62631-3-2
Electric strength	45 / -	kV/mm	IEC 60243-1
Electric strength, Direct Current	18.7 / -	kV/mm	IEC 60243-2
Comparative tracking index	Group I		IEC 60112
Comparative tracking index	PLC 0 / -	PLC	UL 746A



# FRIANYL® A3 W GF30 V0E BK 9004/YG

## Other properties

Humidity absorption, 2mm	1.4 %	Sim. to ISO 62
Water absorption, 2mm	4.9 %	Sim. to ISO 62
Density	1410 kg/m³	ISO 1183

## Injection

Melt Temperature Optimum	280 °C	Internal
--------------------------	--------	----------

## Characteristics

Additives	Flame retardant, Non-halogenated/Red phosphorous free flame retardant
-----------	---

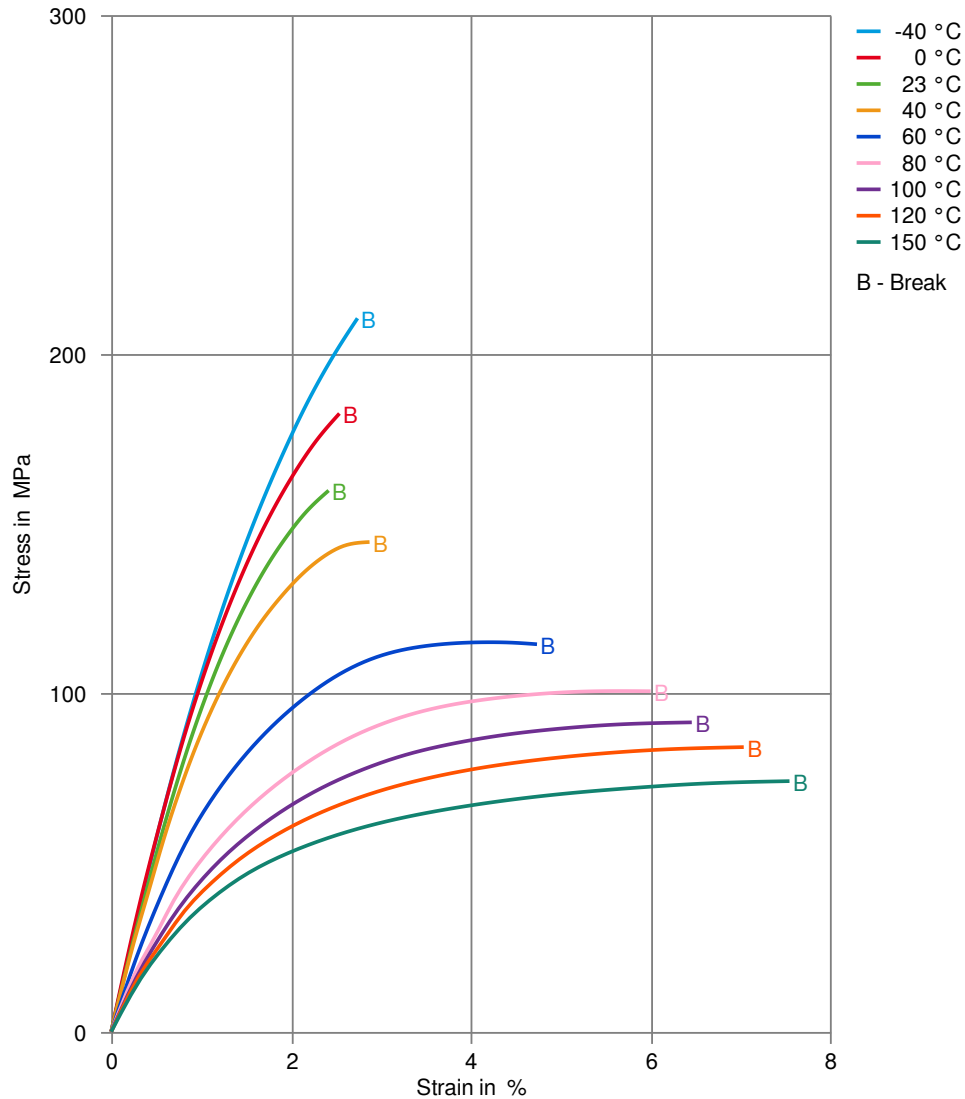
## Additional information

Injection molding	<p>The following conditions apply to a standard injection molding process. Machine temperatures: barrel 265-290°C (PA66), 235-270°C (PA6), nozzle and hot runners up to 300°C (up to 290°C products with flame retardants). Mold temperatures: 60-80°C, (80-100°C highly reinforced grades). Back pressure: typically, 5-10 bar (hydraulic pressure). Temperatures exceeding 300°C and long residence time could lead to additives degradation and brittleness of the material. In case of gas generation in the melt, please verify moisture content and processing temperatures. Usage of regrind is possible depending on the molded part characteristics. For further details, please refer to the document 'Instructions for injection molding' or contact our technical support team.</p>
-------------------	---



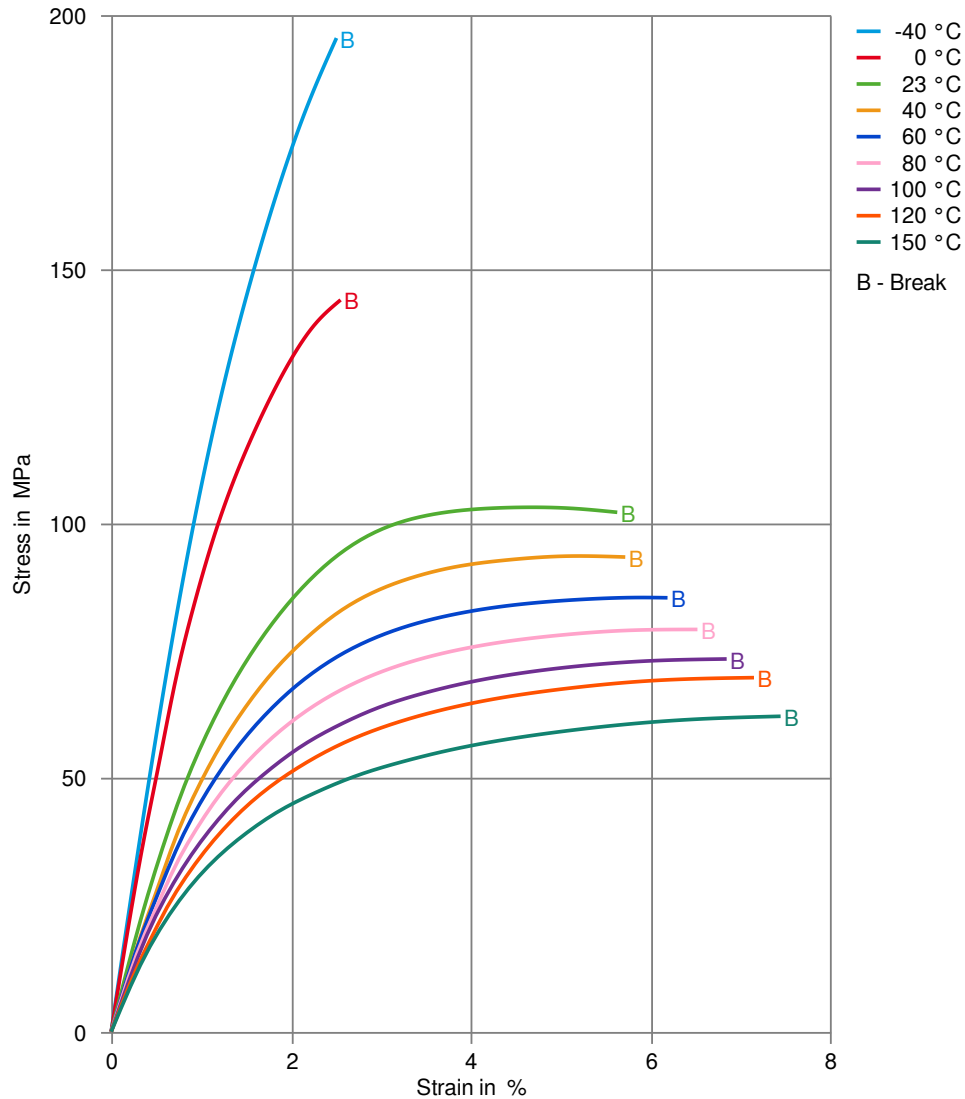
# FRIANYL® A3 W GF30 V0E BK 9004/YG

## Stress-strain (dry)



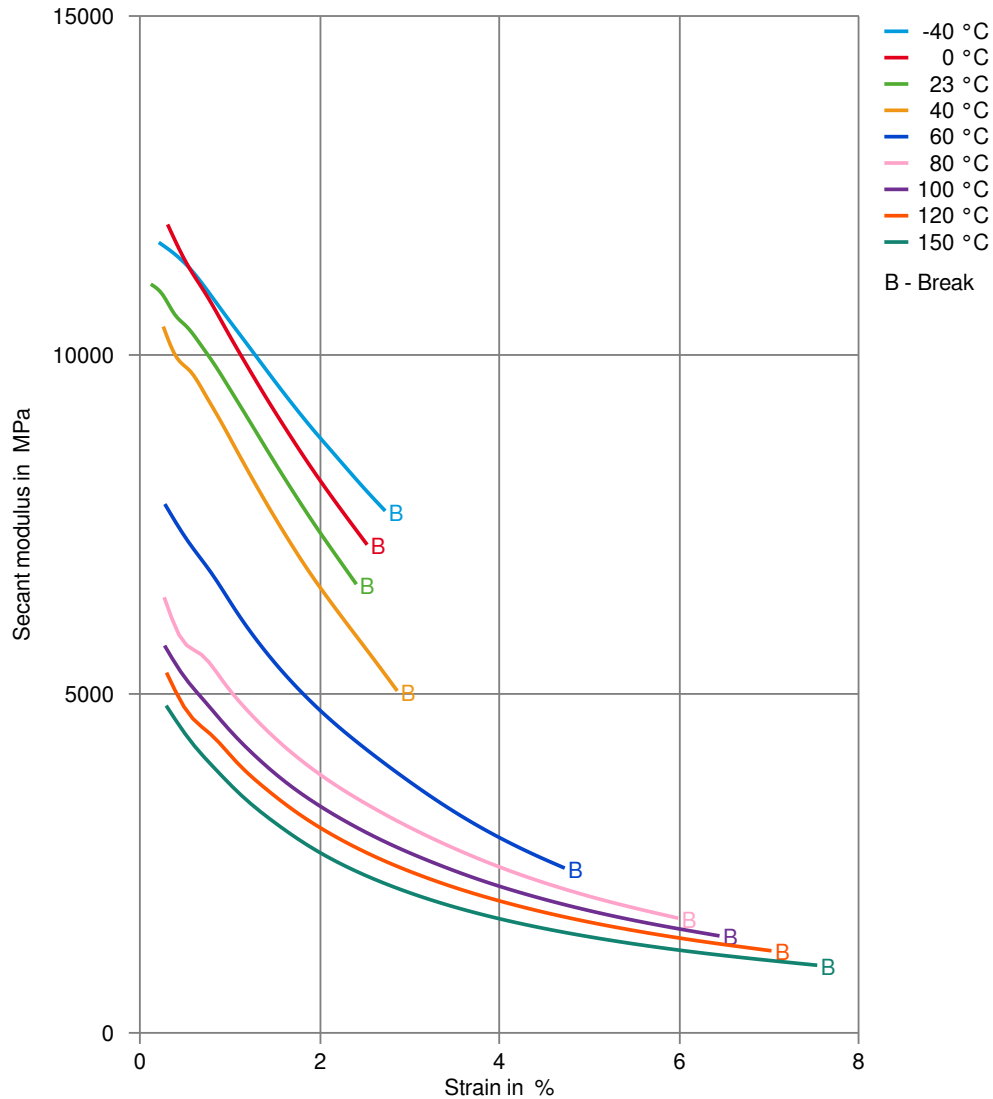
# FRIANYL® A3 W GF30 V0E BK 9004/YG

## Stress-strain (cond.)



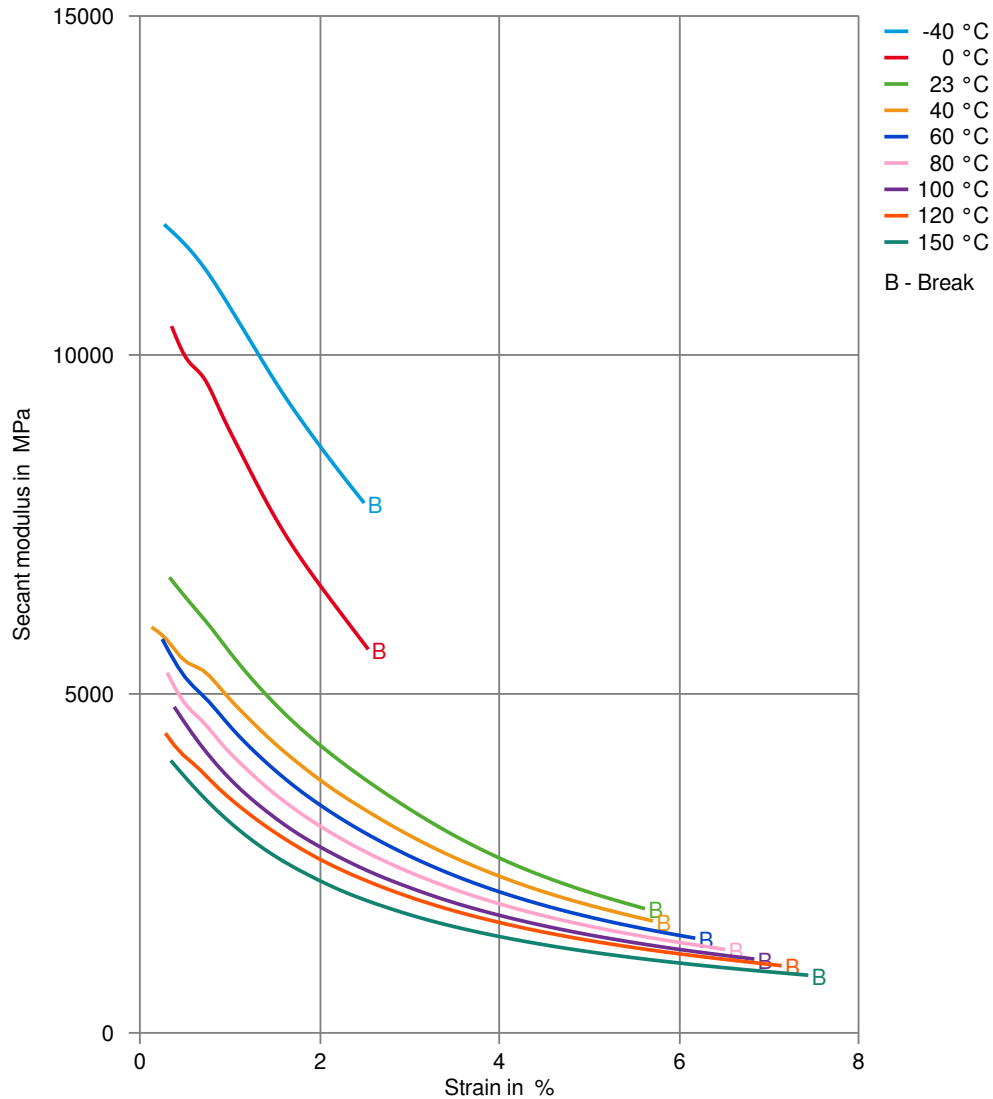
# FRIANYL® A3 W GF30 V0E BK 9004/YG

## Secant modulus-strain (dry)



# FRIANYL® A3 W GF30 V0E BK 9004/YG

## Secant modulus-strain (cond.)



# FRIANYL® A3 W GF30 V0E BK 9004/YG

## Processing Texts

### Injection molding

The following conditions apply to a standard injection molding process. Machine temperatures: barrel 265-290°C (PA66), 235-270°C (PA6), nozzle and hot runners up to 300°C (up to 290°C products with flame retardants). Mold temperatures: 60-80°C, (80-100°C highly reinforced grades). Back pressure: typically, 5-10 bar (hydraulic pressure). Temperatures exceeding 300°C and long residence time could lead to additives degradation and brittleness of the material. In case of gas generation in the melt, please verify moisture content and processing temperatures. Usage of regrind is possible depending on the molded part characteristics. For further details, please refer to the document 'Instructions for injection molding' or contact our technical support team.

### Injection molding Preprocessing

PA materials, stocked in a moisture-proof packaging, can be processed without drying; however, it is always recommended drying the product that comes from a large package (e.g. Octabin). The moisture content suggested for the injection molding process should be lower than 0.15%, according to the grade and to the molded part characteristics. The materials containing flame retardants should have moisture content below 0.10%. Red phosphorous containing grades must always be dried below 0.08%. The drying time depends on the moisture content and the drying conditions. Typically, 4-8 hours at 80-90°C using dehumidified air (dew point of -20°C) are suitable conditions for a starting moisture content of 0.20%-0.40%.

### Injection molding Postprocessing

PA materials reach their final performance with a water content of about 1.5 to 3.5% by weight, depending on the type. This percentage corresponds to the point of equilibrium between the rates of absorption and desorption of moisture. After molding, in favorable environmental conditions, a part can quickly absorb moisture up to 0.5-1.0%, while the equilibrium will be reached during its life. A conditioning treatment can accelerate further the initial water absorption of the molded parts. Conditioning is usually carried out in hot and humid environment (for example 50°C, 100% RH), inside climatic chambers. Slight dimensional variations (increase in volume due to the water absorbed) must be considered, especially in unfilled grades. Post-treatments of parts may also include the annealing (60-80°C in oven, up to four hours). This procedure can be useful to relax any internal stresses.

